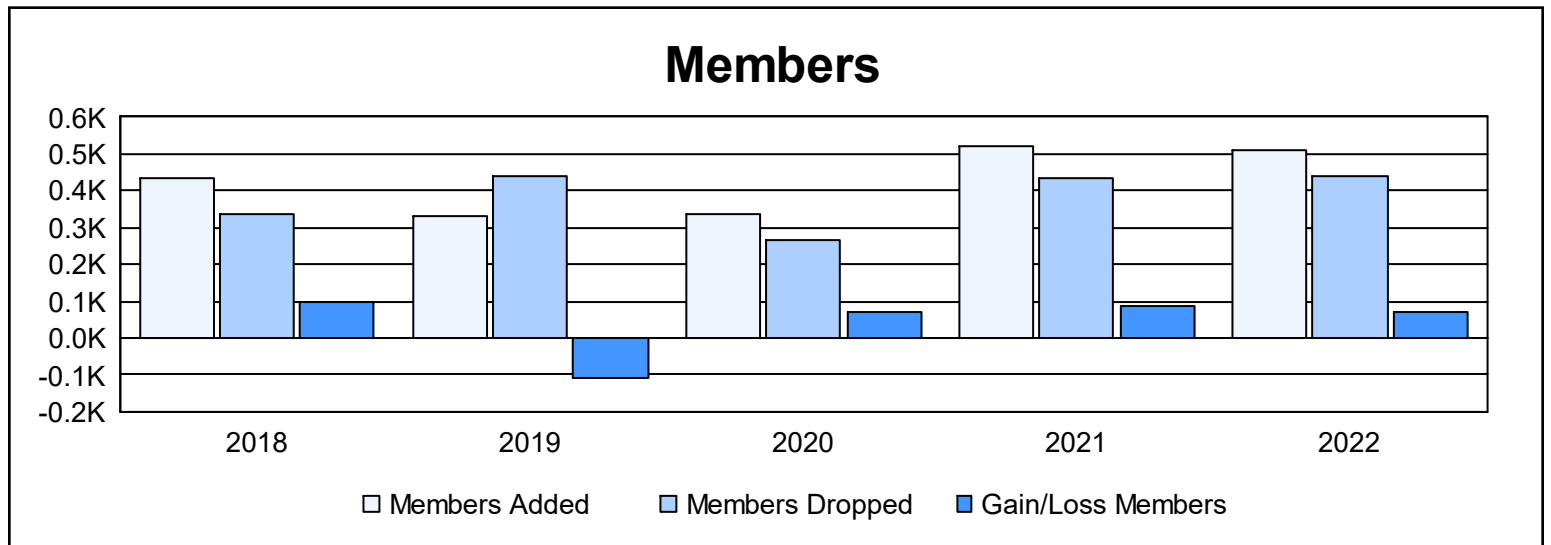
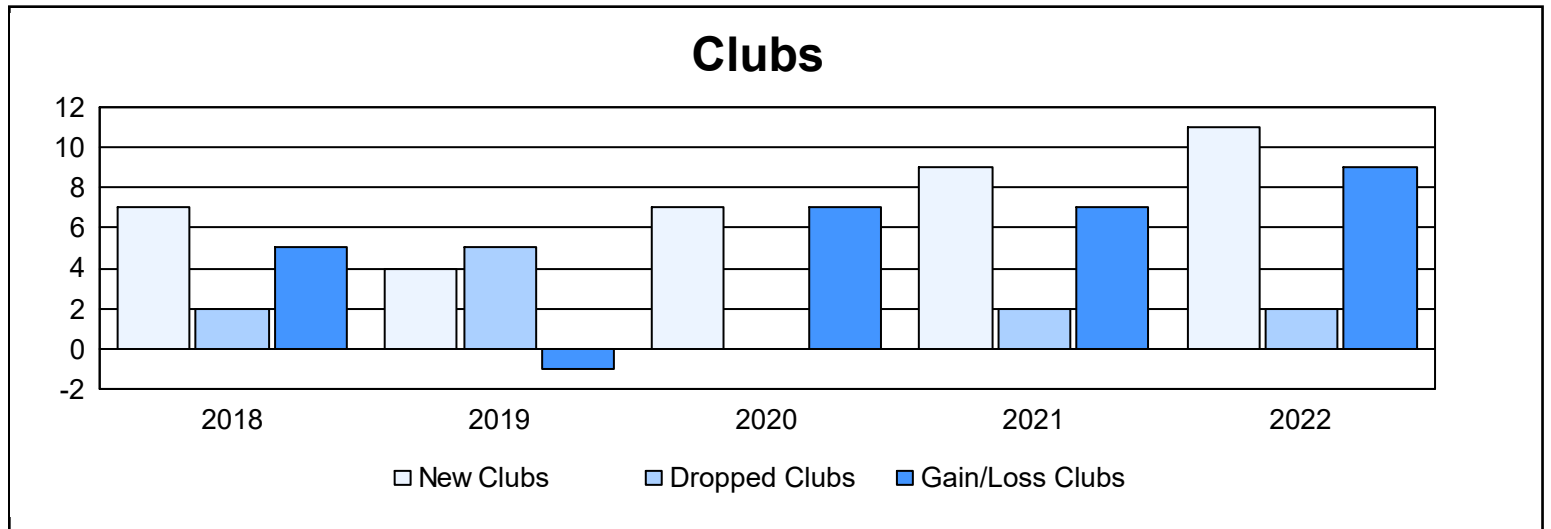
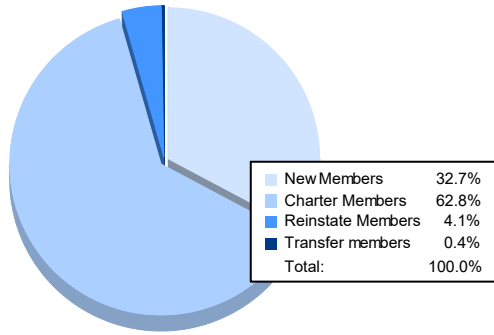


| Year | New Clubs | Dropped Clubs | Gain/ Loss Clubs | New Members | Charter Members | Reinstate Members | Transfer Members | Total Member Added | Total Members Dropped | Gain/ Loss Members |
|----------------|-----------|---------------|------------------|-------------|-----------------|-------------------|------------------|--------------------|-----------------------|--------------------|
| 2017-2018 | 7 | 2 | 5 | 170 | 233 | 28 | 5 | 436 | 338 | 98 |
| 2018-2019 | 4 | 5 | -1 | 133 | 144 | 50 | 3 | 330 | 438 | -108 |
| 2019-2020 | 7 | 0 | 7 | 119 | 205 | 14 | 1 | 339 | 266 | 73 |
| 2020-2021 | 9 | 2 | 7 | 202 | 283 | 37 | 0 | 522 | 436 | 86 |
| 2021-2022 | 11 | 2 | 9 | 167 | 321 | 21 | 2 | 511 | 439 | 72 |
| Average | 8 | 2 | 5 | 158 | 237 | 30 | 2 | 428 | 383 | 44 |



Membership Composition June 2022 Cumulative



Gender Composition June 2022 Cumulative

